


Product News


Fast imaging of chemiluminescence



ChemiGenius from **SYNGENE** features a new and unique 16 bit Peltier-cooled CCD camera for chemiluminescence applications — making the most advanced stand-

alone imaging, archiving and analysis system available. The specially designed CCD camera reduces dark current to virtually undetectable levels, giving superb images with outstanding clarity and quality. ChemiGenius is also available with a high performance 1300×1030 pixel resolution camera for even greater image detail. Based on SYNGENE's revolutionary GeneGenius system, the ergonomic light-tight darkroom housing the camera and motorised zoom lens is fully computer-controlled. GeneTools analysis software, included in the system, takes only seconds to perform automatic 1D analysis, densitometry, band matching, PCR quantification, colony counting, spot/blots, Microtiter plates or Elisa plates. For complete data integrity, GeneTools also incorporates a comprehensive GLP reporting system.

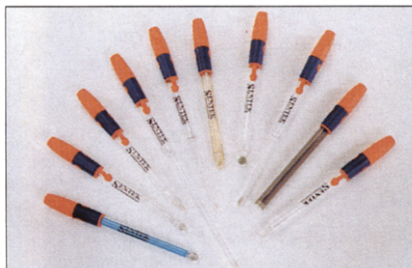
Micropump range extended



The capability of the **Micropump** range of magnetically driven gear pumps, by **Michael Smith Engineers Ltd**, has been extended with the introduction of new drives which incorporate industrial variable speed motors with built-in inverters. The addition of this easy-to-install drive unit means that this range of OEM pumps are now also ideal for liquid transfer applications which demand a variable pump flow/output. These new options provide the capability for capacities and flows between 5 ml/min and 20 litres/min at maximum differential pressures between 4 and 10 bar.

Circle number 2 on reader response card.

New range of electrodes



SENTEK, the UK manufacturer of a range of pH and ion selective electrodes, conductivity cells and DO_2 probes, have announced the introduction of their new range of **pH electrodes**. These attractively designed, competitively priced probes are aimed at emphasising in the market place that SENTEK are one of the top manufacturers of Electrochemical Sensors. From a user's point of view, there is a benefit in that SENTEK can provide probes for the majority of meters currently available for the measurement of, for example, pH, conductivity and DO_2 .

Circle number 3 on reader response card.

In Brief

LabVIEW 5.1 introduced

National Instruments have introduced version 5.1 of the LabVIEW development environment, the popular application development environment for measurement and automation. **LabVIEW 5.1** improves the application development by streamlining the creation of Web-enabled applications. The new modular application architecture lets users create smaller executables to gain greater system performance and decrease memory usage. LabVIEW 5.1 also extends its use of ActiveX (COM) technology to seamlessly integrate the math and interactive capabilities of The MathWorks MATLAB and National Instruments HiQ.

Circle number 4 on reader response card.

New 1999 catalogue

StressGen Biotechnologies release their 1999 Catalogue at the beginning of February. StressGen's product range includes high quality antibodies and proteins in the areas of heat shock and stress proteins, molecular chaperones, stress response, oxidative stress, apoptosis, neurobiology, organelle markers, signal transduction and more.

Circle number 5 on reader response card.

From 0 to 5,000

H+P Labortechnik GmbH's VARIOMAG

magnetic stirrers work without any moving parts like belts, bearings or rotors, hence they are completely wear-free. Stationary coils, through which a current flows, create an electromagnetic rotary field. Liquids and solutions can be mixed at speeds from 5 to 5,000 rpm without any problems caused by bearings. The VARIOMAG principle not only makes single stirring points possible, but also allows multiple stirring positions in a single stirring plate with all stirring points operating synchronously, thus ensuring 100% comparability of samples, which is very important concerning mass screenings.

Circle number 6 on reader response card.

14-head teaching microscope

Olympus has installed one of the largest multihead microscopes in the UK at the Liverpool Cytology Training Centre. The **BX50** with UIS infinity-corrected objectives has been configured to enable 14 people to examine a specimen simultaneously. The high performance microscope delivers an image of unsurpassed resolution and contrast to 14 separate, tilting binocular viewing stations. Enhanced interactivity is provided by a pointer arrow, which can be used to indicate precisely what is under discussion. In addition, the colour and brightness of this arrow can be altered to contrast with the specimen.

Circle number 7 on reader response card.